




Graduate Research Advanced Skills Program (GRASP)

Research Proposal Series (Milestone 1)

Purpose and structure of research proposal

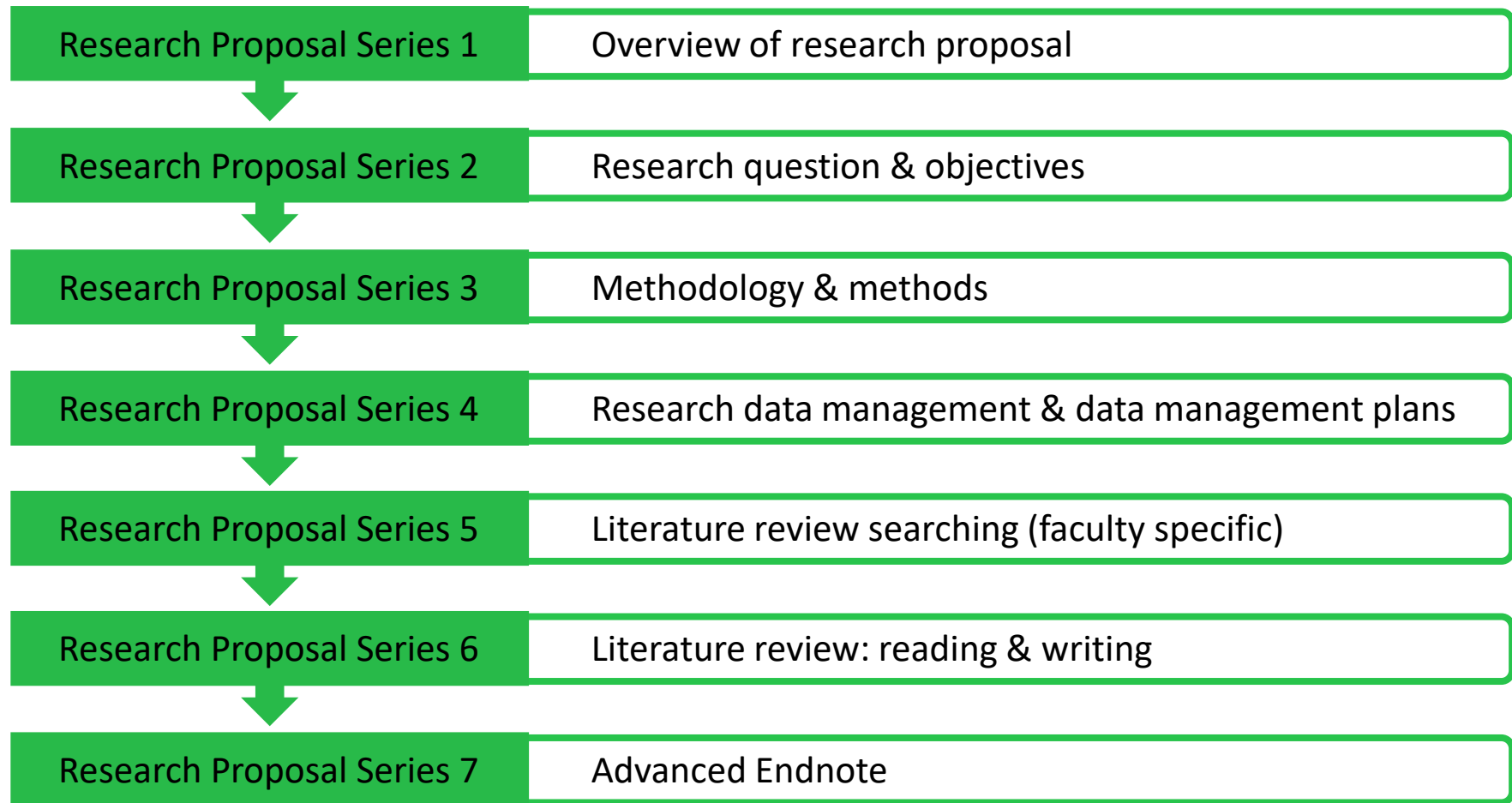
Dr Petra Dumbell, Sem 2 2023

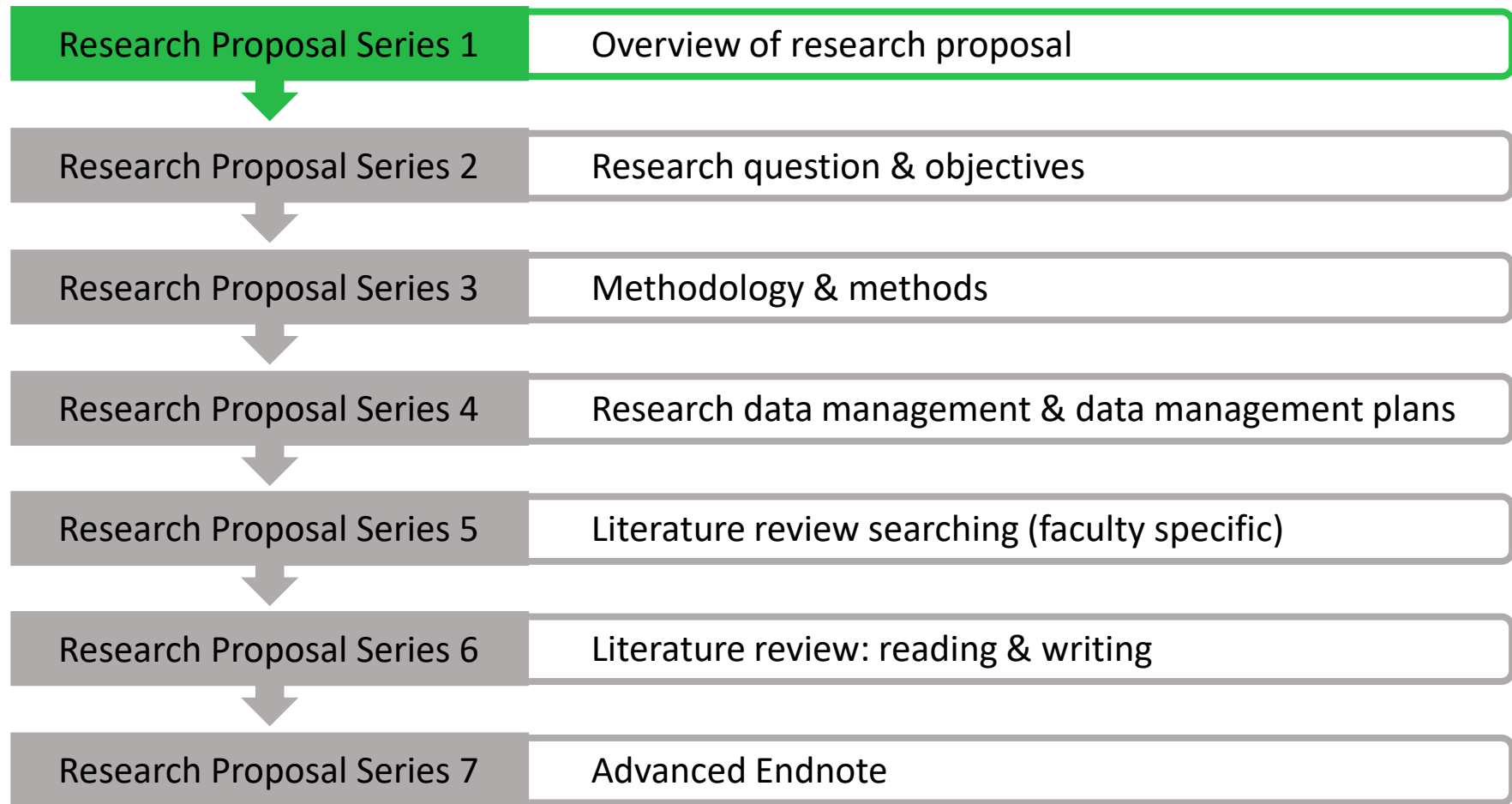


I acknowledge Whadjuk Nyungar as the Custodians of the land on which I live and work. This Country was never ceded, it always was, and always will be Aboriginal land.

I pay my respects to Whadjuk Nyungar Elders past and present. I value their ancestral and continuing caring for Country practices and thank them for looking after this Country for so long.

I appreciate Indigenous ways of communication which are inclusive and respectful, and I recognise that this Country has been a place of teaching, research and learning for tens of thousands of years.





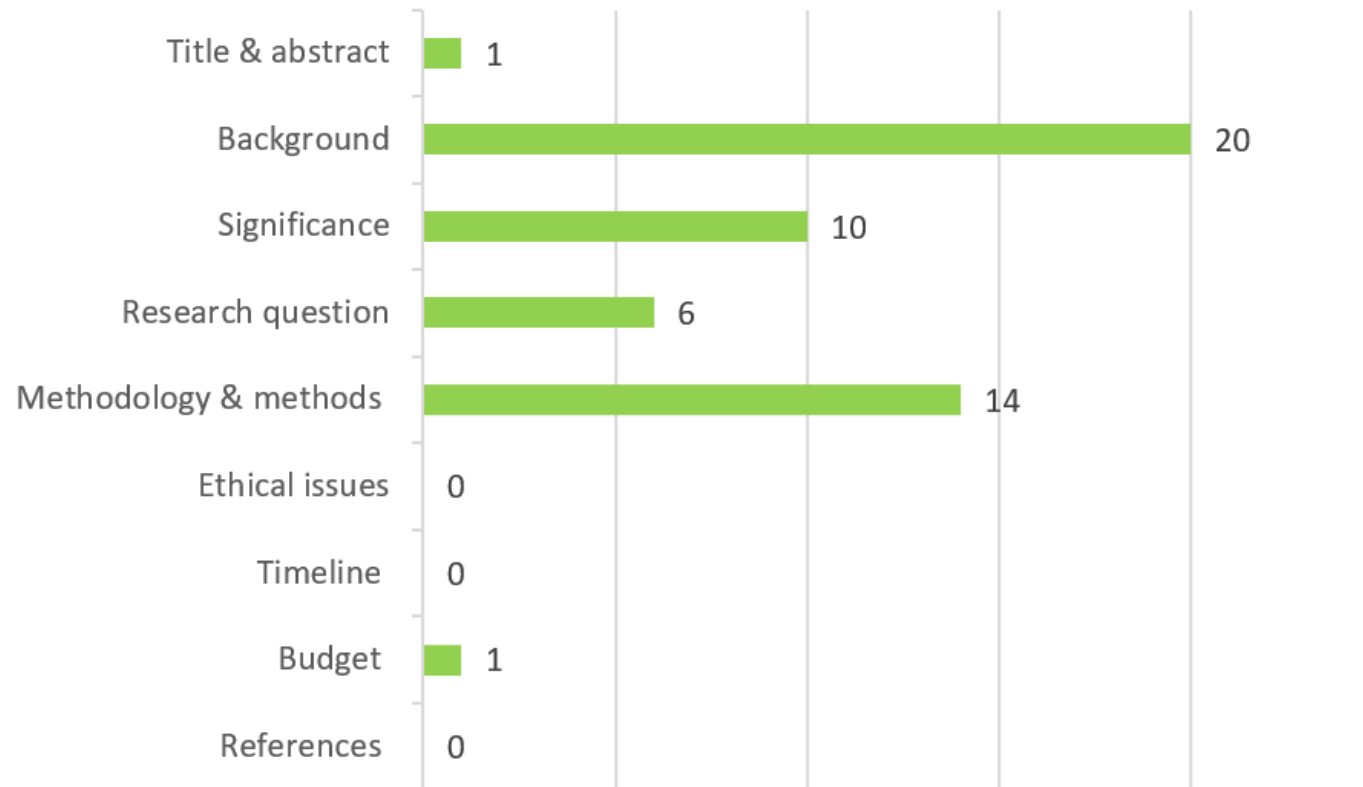
What we will cover today

- ✓ Icebreaker
- ✓ Different sections of candidacy proposal
- ✓ Questions & discussions

Icebreaker: two truths and one lie

1. I love skiing.
2. I am a perfectionist and procrastinator.
3. I took 8 years to finish my PhD.

Which part of the research proposal do you find the most difficult?



Activity 1

- Which one of those parts worries you (if any)?
- What questions do you have about any of the research proposal?

Research Proposal

- Title & Abstract
- Background/Literature Review
- Significance
- Research question, aims and objectives
- Methodology and methods
- Ethical Issues
- Timeline
- Budget
- References

- Data Management (not part of proposal itself)

Title & Abstract

- Half-page explanation of the research in plain English
 - Last thing to complete/write
 - Important
-
- ✓ Tip 1: Write email to intelligent friend
 - ✓ Tip 2: Attend Publishing PowerHour session on abstract

Background

- Literature review
 - Can lead to your research question
 - Is linked to significance
-
- ✓ Tip 1: Ask your Faculty Librarian

Faculty Librarians



Business, Law and Humanities Faculty Librarians

Kitty Delaney and Jaya Ralph

Phone: +61 8 9266 7200

Email: Library-BusinessandLaw@curtin.edu.au

HUM-FacultyLibrarian@curtin.edu.au

Office location: Room 203, Building 407, Bentley Campus



Health Faculty Librarian

Vanessa Varis

Phone: +61 8 9266 2205

Email: HS-FacultyLibrarian@curtin.edu.au

Fax: +61 8 9266 3947

Office location: Room 413, Building 405, Bentley Campus



Science and Engineering Faculty Librarian

Jenny Copestake

Phone: +61 8 9266 2549

Email: SAELibrarian@curtin.edu.au

Office location: Room 317, Building 204, Bentley Campus



Centre for Aboriginal Studies Liaison

Petra Dumbell

Phone: +61 8 9266 4279

Email: p.dumbell@curtin.edu.au

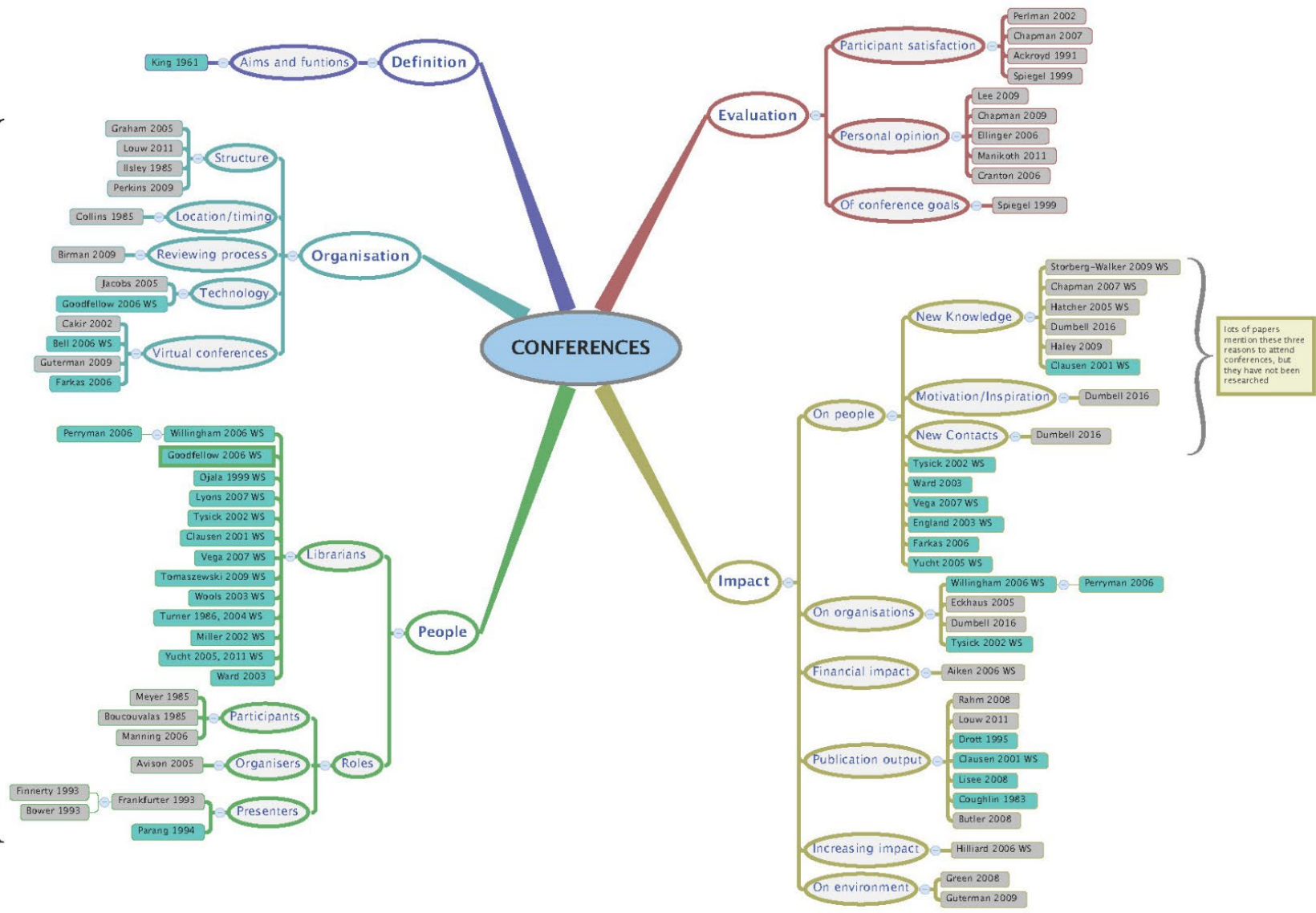
Office location: Building 502D, Bentley campus

Background

- Literature review
- Can lead to your research question
- Is linked to significance

- ✓ Tip 1: Ask your Faculty Librarian
- ✓ Tip 2: Attend GRASP Research Proposal session 5 & 6
- ✓ Tip 3: Think of the method (*how will I do this*)
- ✓ Tip 4: Use visual tools

Focus on DURING the event



lots of papers
mention these three
reasons to attend
conferences, but
they have not been
researched

Focus on POST-event

Significance

- Demonstrates importance and contribution to what is known
- Why are you excited about it?

Research question(s), aim, objectives

- What is your research about – what are you trying to do.
- Different for each project
- ✓ Tip 1: Use active verbs: *propose, create, construct, demonstrate, define, establish, differentiate*
- ✓ Tip 2: Attend GRASP Research Proposal session 2

Methodology and methods

- How can we know anything? *What is true, what is sure, how can we know for sure...* - ontology, epistemology
- How will you answer your research question(s) – methods
- Includes data analysis
- Leads into ethical considerations

- ✓ Tip: Attend GRASP Research Proposal session 3

Ethical issues

- What ethical issues might arise
 - ... and how will you deal with them.
- ✓ Tip: Consult your supervisor once you have worked out your methodology, and talk about ethics

Timeline & Budget

- Template:

<https://www.curtin.edu.au/students/wp-content/uploads/2021/11/FACT-SHEET-Research-Proposal-Information-14.10.2019.pdf>

- This will change – but you need to be realistic.

References

- Most references will come from your literature review
- Not a bibliography
- Start building this list immediately

- ✓ Tip 1: Take notes!
- ✓ Tip 2: Download abstracts
- ✓ Tip 3: Decide on bibliographic tool (Endnote, Zotero, Mendeley...)
- ✓ Tip 4: Attend GRASP Research Proposal session 7

Data management plan

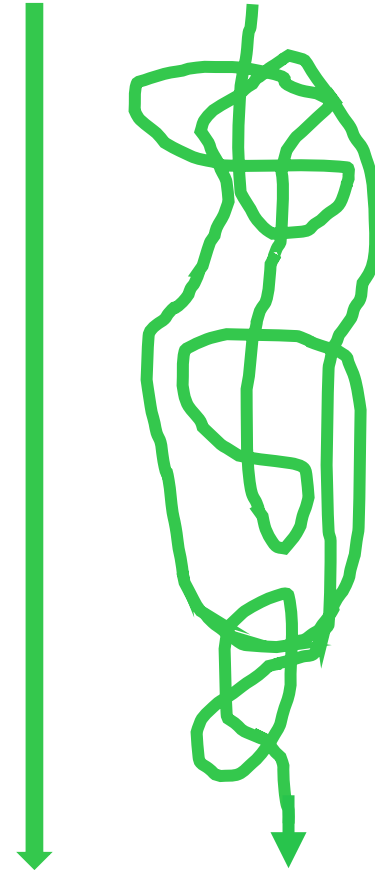
- [Research Data Management guide](#)
- ✓ Tip 1: Attend GRASP Research Proposal session 4
- ✓ Tip 2: Use email researchdata@curtin.edu.au to receive help

Follow-up: activity 1

- Do any of the parts of the research proposal still worry you?
- Have your questions been answered?

A final word of advice...

- Start writing right now.
- Don't panic if you get lost.
- Ask for help.
- Find “doctoral friends”!
- Ask for help 😊



Resources

[HDR forms guidelines and policies](#) webpage

from the Graduate Research School (GRS), contains

- Information on Milestones
- Reviewer's report (use this like a rubric)
- Research proposal information sheet

What you should do now...

GRASP webpage

<https://researchtoolkit.library.curtin.edu.au/grasp/about-grasp/>

Email

LibraryResearchSupport@curtin.edu.au



Questions??